

Haines Borough Police Department

2021

UCR Statistical Report



*Part II Offenses are only reported to Uniform Crime Reporting if an arrest was made.

Haines Borough Police Department - 3 years at a Glance			
Topic	2019	2020	2021
Staff: Sworn/Civilian	5/6	5/5	5/5
Total Calls For Service	4436	4681	3895
EMS Calls For Service	411	400	359
Total Criminal Cases	123	116	105
Total Non Criminal Cases	125	90	77
Part I Offenses			
Criminal Homicide	0	0	0
Rape	0	2	1
Robbery	0	0	1
Assault	8	15	4
Burglary	1	5	8
Larceny-Theft	11	16	7
Motor Vehicle Theft	5	2	3
Part II Offenses			
Other Assaults	11	9	4
Arson	0	1	0

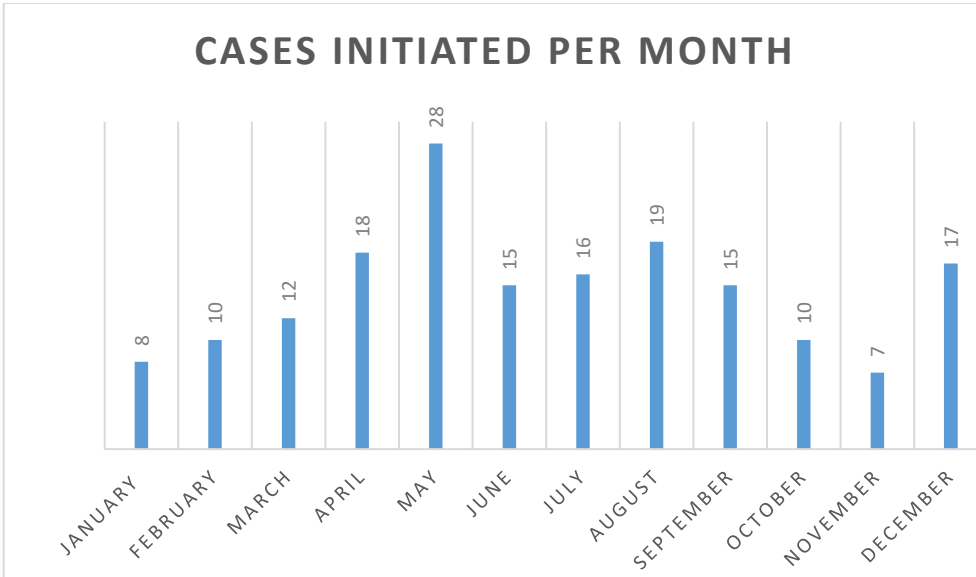
Forgery	0	0	0
Fraud	34	32	35
Vandalism	6	4	4
Sex Offenses	3	3	4
Narcotics	5	2	4
DUI	17	6	3
Disorderly Conduct	2	1	3
Total Held Detention Facility	50	33	20
Criminal Holds	39	21	11
Home Confinement	11	6	2
Title 47 Held	0	6	7
Title 47 Released (no longer meets criteria) <i>The release is from Haines Rural Jail</i>	N/A	0	2
Title 47 - Transported out for Treatment	N/A	6	5
Title 47 - Days Held	N/A	9	11
Title 47 - Days Held (Waiting for Transport)	N/A	9	9
Wildlife Calls	37	41	33
Bear Calls	189	452	177
Canine Calls	177	99	103

Part I and II offenses from Uniform Crime Reporting 2014-2021.

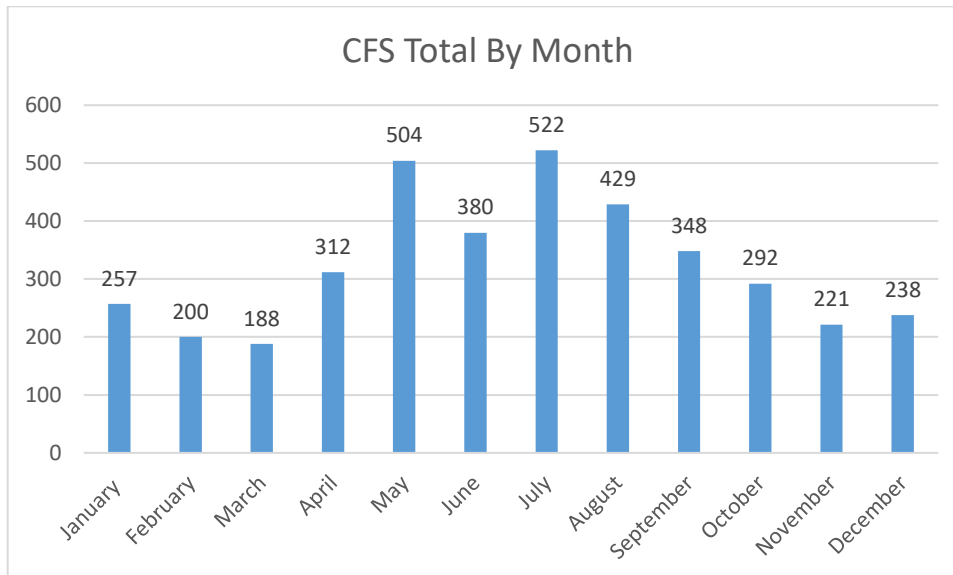
HAINES BOROUGH POLICE DEPARTMENT UCR REPORT								
YEAR	Sworn Staff	Civilian Staff	TOTAL CALLS FOR SERVICE	EMS CALL FOR SERVICE	PART 1 OFFENSES	Total Reported	PART II OFFENSES	Total Reported
2021	5	5	3895	338	CRIMINAL HOMICIDE	0	OTHER ASSAULTS	19
					RAPE	1	ARSON	0
					ROBBERY	0	FORGERY	0
					ASSAULT	19	FRAUD	42
					BURGLARY	9	VANDELISM	9
							SEX OFFENSES	4
					MOTOR VEHICLE THEFT	2	NARCOTICS	11
							DUI	8
							DISORDERLY CONDUCT	19
2020	5	5	4682	400	CRIMINAL HOMICIDE	0	OTHER ASSAULTS	9
					RAPE	2	ARSON	1
					ROBBERY	0	FORGERY	0
					ASSAULT	15	FRAUD	32
					BURGLARY	5	VANDELISM	4
						16	SEX OFFENSES	3
					MOTOR VEHICLE THEFT	2	NARCOTICS	2
							DUI	6
							DISORDERLY CONDUCT	1
2019	5	6	4436	411	CRIMINAL HOMICIDE	0	OTHER ASSAULTS	11
					RAPE	0	ARSON	0
					ROBBERY	0	FORGERY	0
					ASSAULT	8	FRAUD	34
					BURGLARY	1	VANDELISM	6
					LARCENY-THEFT	11	SEX OFFENSES	3

							DISORDERLY CONDUCT	3
2015	*9	5	4702	294	CRIMINAL HOMICIDE	0	OTHER ASSAULTS	9
					RAPE	1	ARSON	0
					ROBBERY	0	FORGERY	0
					ASSAULT	16	FRAUD	1
					BURGLARY	12	VANDELISM	7
					LARCENY-THEFT	14	SEX OFFENSES	4
					MOTOR VEHICLE THEFT	1	NARCOTICS	0
							DUI	3
							DISORDERLY CONDUCT	2
2014	*6	*9	3199	264	CRIMINAL HOMICIDE	0	OTHER ASSAULTS	0
					RAPE	0	ARSON	0
					ROBBERY	0	FORGERY	1
					ASSAULT	11	FRAUD	5
					BURGLARY	12	VANDELISM	7
					LARCENY-THEFT	29	SEX OFFENSES	5
					MOTOR VEHICLE THEFT	6	NARCOTICS	2
							DUI	6
							DISORDERLY CONDUCT	1
					*Shows total number of employees for the year (high turnover rate)			

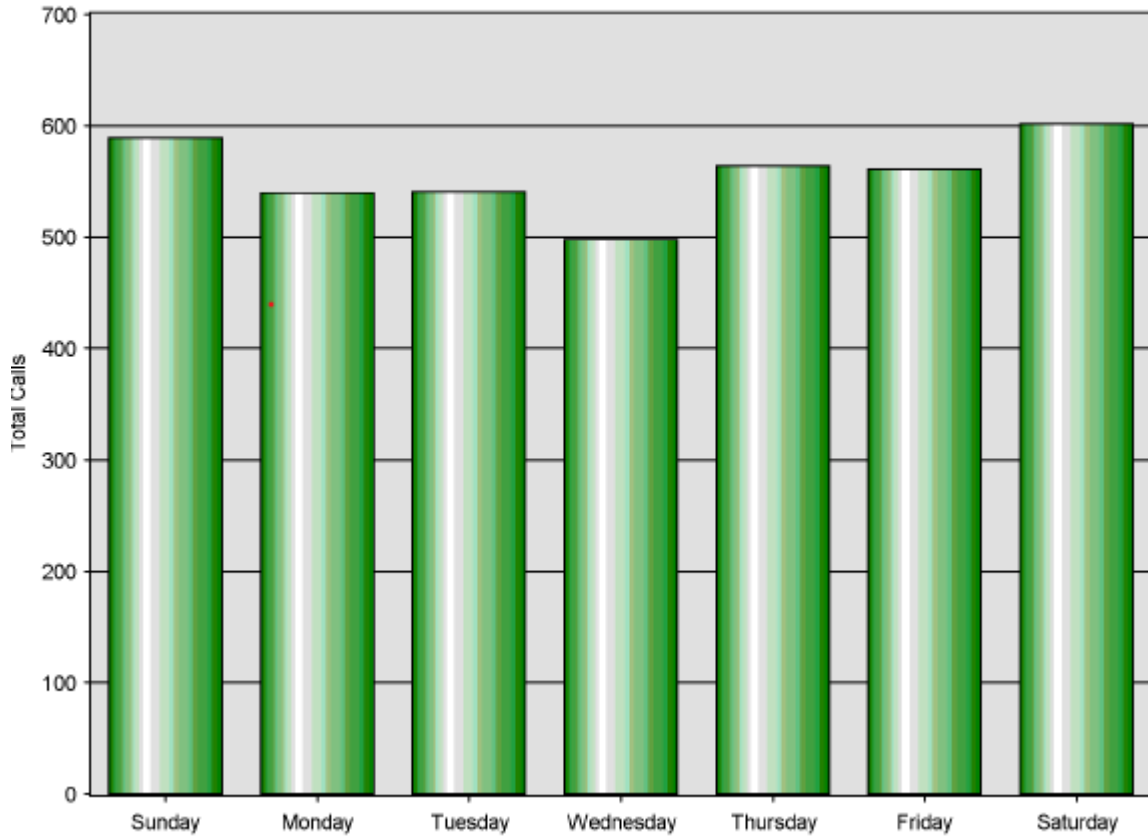
CASES INITIATED BY MONTH 2021



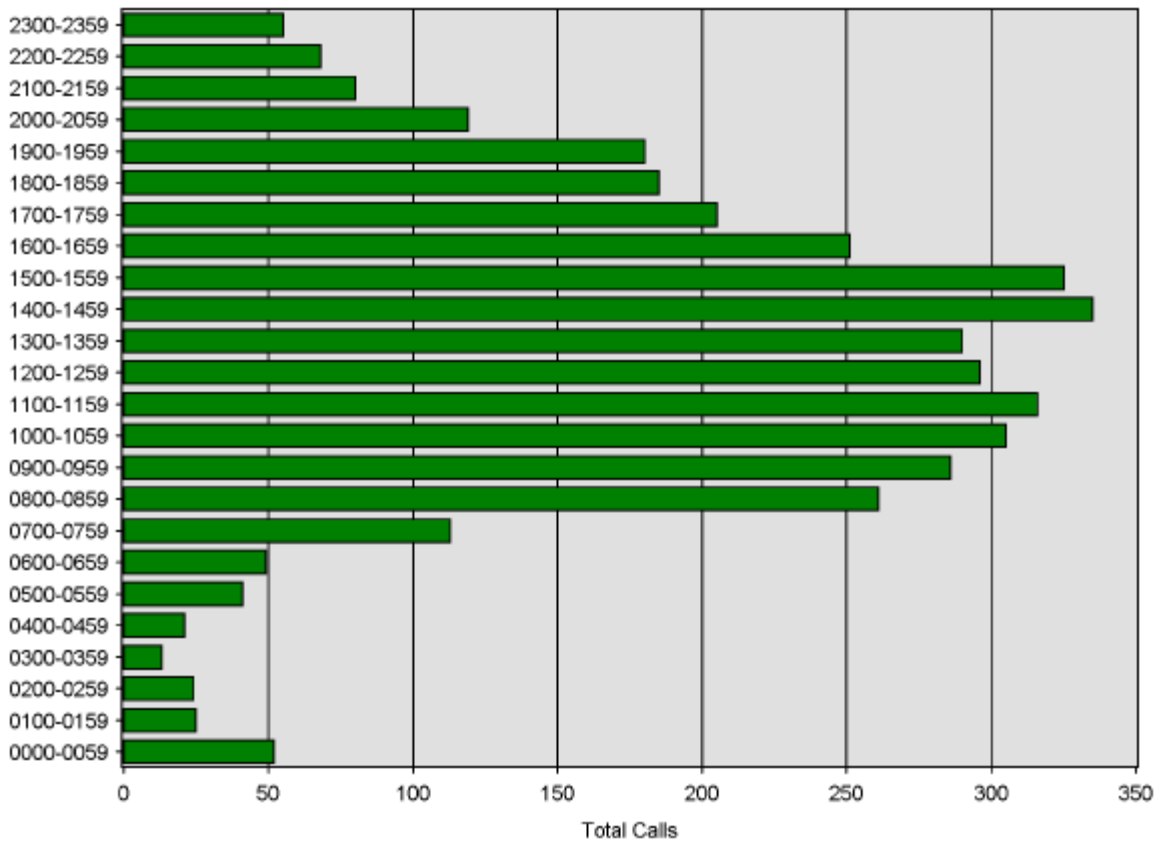
TOTAL CALLS FOR SERVICE BY MONTH 2021



Calls For Service By Day of Week
From: 01/01/2021 To: 12/31/2021 For Agency:All



Calls For Service By Time of Day
 From: 01/01/2021 To: 12/31/2021 For Agency:All



Calls Outside the Townsite			
Year	2019	2020	2021
Calls For Service (Outside Townsite)	329	396	358
Calls HBPD Responded to	42	25	27

PRISONERS IN CUSTODY IN 2021

ARRESTS	22
TITLE 47 / MENTAL HEALTH HOLD	8

